


BERKELEY ANALYTICAL
815 Harbour Way South, Suite 6
Richmond, CA 94804-3614
Ph. 510-236-2325; Fax 510-236-2335
E-mail info@berkeleyanalytical.com

VOC Emissions from Building Products

Customer & Building Product Sample Information

Report Certification	
Report number	314-003-01A-Jan0526
Report date	January 5, 2026
Certified by (Name/Title)	Raja S. Tannous, Laboratory Director
Signature	
Date	January 5, 2026

Standards	
Test method	CDPH/EHLB/Standard Method V1.2 (Sect. 01350)
Acceptance criteria	CDPH/EHLB/Standard Method V1.2
Modeling scenario(s)	CDPH/EHLB/Standard Method V1.2 Standard Classroom & Office
Product type	Wallcoverings

Customer Information	
Manufacturer or organization	Chatfield Clarke
City/State/Country	Fontana, CA USA
Contact name/Title	Grant Wills, Sales & Production
Phone number	916-524-1314

Product Sample Information*	
Manufacturer (if not customer)	Chatfield Clarke
Product name / Number	Vinyl Tackboard - Tackable Wall Panel
Product CSI category	Wall Coverings (09 72 00)
Customer sample ID	not provided
Manufacturing location	Fontana, CA
Date sample manufactured	December 9, 2025
Date sample collected	December 9, 2025
Date sample shipped	December 9, 2025
Date sample received by lab	December 11, 2025
Condition of received sample	No observed problems
Lab sample tracking number	314-003-01A
Conditioning start date & duration	December 12, 2025; 10 days
Chamber test start date & duration	December 22, 2025; 4 days (96 hours)
Total test start date & duration	December 12, 2025; 14 days (336 hours)

*Chain-of-custody (COC) form for product sample is attached to this report

Conformity Assessment – CDPH VOC Concentration Criteria

VOC Emission Test Results – The product sample was tested for emissions of VOCs following California Department of Public Health CDPH/EHLB/Standard Method Version 1.2, 2017. The chamber test results were modeled according to one or more scenarios defined in CDPH Standard Method V1.2. To assess compliance, the modeled indoor VOC concentrations were compared to the acceptance criteria defined in CDPH Standard Method V1.2. The modeling scenario(s) are detailed in Table 3, and the predicted indoor VOC concentrations at 336 hours are given in Table 6. The allowable concentrations used as acceptance criteria are reproduced in Appendix B. Table 1 summarizes the pass/fail results based on the predicted indoor air concentrations of individual VOCs of concern in the modeled scenario(s).

Decision Rule – The decision rule is defined in CDPH Standard Method V1.2. Compliance with the standard is determined based on the estimated indoor air concentrations of individual VOCs at 336 hours for the modeling scenario(s) without consideration of measurement uncertainty.

TVOC Concentration Range – USGBC's LEED v4 rating systems for buildings include a requirement for reporting of the predicted TVOC concentration in one of three range categories: ≤ 0.5 mg/m³, >0.5 to 4.9 mg/m³, or ≥ 5.0 mg/m³. Table 1 includes the TVOC concentration range in the modeled scenario(s).

Table 1. Pass/Fail results based on the test method and identified modeling scenarios. Only detected individual VOCs with defined acceptance criteria are listed. The TVOC concentration range is also shown

Chemical	CAS No	Allowable Concentration (µg/m ³)	Predicted Concentration (Pass/Fail)	
			Classroom	Office
Formaldehyde	50-00-0	9	Pass	Pass
Acetaldehyde	75-07-0	70	Pass	Pass
Vinyl acetate	108-05-4	100	Pass	Pass
TVOC ^a	--	--	≤ 0.5 mg/m ³	≤ 0.5 mg/m ³

^a Reporting of the TVOC range is for information only; TVOC is not a Pass/Fail criterion

Test Method for Building Product Samples

Test Specimen Preparation – A test specimen was cut from the received acoustical wall panel. The back surface was covered with a stainless-steel plate, and all four edges were sealed with aluminum tape. The calculated exposed area is based on the top surface dimensions of 17.7 cm x 17.7 cm. Photographs of the tested specimen are provided later in this report. The test results presented herein are specific to this item.

Test Protocol Summary* – This VOC emission test was conducted following California Department of Public Health CDPH/EHLB/Standard Method Version 1.2, 2017. This version of the standard is identical to CDPH/EHLB/Standard Method V1.1, 2010, except that the allowable benzene concentration is lower. Note: this standard derives from California architectural Specification 01350 and is frequently referred to as “Section 01350.” The chamber test prescribed in the standard follows the guidance of [ASTM Standard Guide D5116](#). Chemical sampling and analyses were performed according to [U.S. EPA Compendium Method TO-17](#) and [ASTM Standard Method D5197](#). The product specimen was prepared from the supplied product sample and placed directly into the conditioning environment and maintained at controlled conditions of air flow rate, temperature, and relative humidity for ten days. At the end of this period, the specimen was transferred directly to a small-scale chamber. The chamber conditions for the 96-hour test period are summarized in Table 2. Air samples were collected from the chamber at 24, 48, and 96 hours elapsed time. Samples for the analysis of individual VOCs and TVOC were collected on multisorbent tubes containing Tenax-TA backed by a carbonaceous sorbent. Samples for the analysis of low molecular weight aldehydes were collected on treated DNPH cartridges. VOC samples were analyzed by thermal desorption GC/MS. TVOC was calculated using toluene as the calibration reference. Individual VOCs (iVOCs) were quantified using multi-point with calibration curves (4 or more points) prepared with pure standards unless otherwise noted. iVOCs without pure standards were quantified based on their total-ion-current responses using toluene as the calibration reference. Formaldehyde and acetaldehyde were analyzed by HPLC and quantified using multi-point calibration curves (4 or more points). The analytical instruments and their operating parameters are detailed in Appendix A.

Exception(s) and Deviation(s) – 1) For ASTM D5197 analysis of carbonyl compounds, DNPH cartridges were extracted into 2-mL volumetric vials instead of 5-mL volumetric flasks. This deviation has no impact on the results.

Measurement Uncertainty (MU) – Combined relative standard deviations (RSDs) have been estimated by the propagation of error for the measurement of area-specific emission rates of 35 iVOCs plus formaldehyde and acetaldehyde in small- and mid-scale chambers. These RSDs fall within a range of 5.0 – 35% with median and average values of 12% and 14%, respectively. Expanded MU equals 2 x RSD.

Disclaimer – The sample was collected by either the customer or a third party. The results are specific to this test item as received from the customer.

Availability of Data – All data, including but not limited to raw instrument files, calibration files, and quality control checks used to generate the test results, will be made available to the customer upon request, subject to Berkeley Analytical’s Services Agreement.

*All standards identified in this section are included in Berkeley Analytical’s scope of ISO/IEC17025 accreditation, Testing Laboratory TL-383, International Accreditation Service, www.iasonline.org

Test Method for Building Product Samples, Continued

Table 2. Chamber conditions for the test period

Parameter	Symbol	Units	Value
Tested specimen exposed area	A_s	m^2	0.0313
Chamber volume	V_c	m^3	0.067
Loading ratio	L	m^2/m^3	0.468
Avg. Inlet gas flow rate & Range	Q_c	m^3/h	0.067 (0.066-0.068)
Avg Temperature & Range		$^{\circ}C$	23.4 (22-24)
Avg Relative humidity & Range		%	49 (45-55)
Duration		h	96

Modeling Parameters for Building Products

Modeling Parameters – CDPH/EHLB/Standard Method Version 1.2 describes the modeling procedures and parameters for estimating the impact of VOC emissions from a building product on indoor air concentrations in a standard classroom and a standard office space. The dimensions and ventilation of the spaces and the exposed surface areas of major materials are prescribed. The modeling scenario(s) and parameters applicable to this test are listed in Table 3.

Table 3. Parameters used for estimating VOC air concentrations at 336 hours for the modeling scenarios

Parameter	Symbol	Units	Value	
			Classroom	Office
Product exposed area	A_{PB}	m^2	94.6	33.4
Building volume	V_B	m^3	231	30.6
Floor/Ceiling Area	A_B	m^2	89.2	11.15
Ceiling height	H_B	m	2.59	2.74
Outdoor air (OA) flow rate	Q_B	m^3/h	191	20.7
Area-specific air flow rate	q_A	m^3/m^2-h	2.02	0.62

VOC Emission Test Results

Chamber Background Concentrations – Background concentrations measured at time zero are reported in Table 4. The background concentrations of TVOC, formaldehyde, acetaldehyde, and reported iVOCs are listed.

Table 4. Chamber background VOC concentrations at time zero

Chemical/Chemical Group	CAS No	Chamber Conc (µg/m ³)
Acetaldehyde	75-07-0	LQ
Formaldehyde	50-00-0	LQ
TVOC	--	LQ

Emitted VOCs – Individual VOCs (iVOCs) detected in the test and present above the lower limits of quantitation in chamber air are reported in Table 5. All iVOCs with CRELs and/or on other lists of toxicants of concern are listed first. Next, all iVOCs with pure standard calibrations are listed. Additionally, iVOCs quantified using toluene as the reference standard are listed; the identifications of these compounds are considered tentative. If fewer than 10 iVOCs are reported, this indicates that fewer than 10 chemicals met these criteria.

Table 5. Listed and abundant iVOCs detected above the lower limits of quantitation in the 96-hour air sample

Chemical	CAS No	Surrogate?*	CREL (µg/m ³)	CARB TAC Category	Prop 65 List?
Formaldehyde	50-00-0		9	T-IIa	Yes
Acetaldehyde	75-07-0		140	T-IIa	Yes
Vinyl acetate	108-05-4		200	T-IIa	
Ethyl acetate	141-78-6				
2-Ethyl-1-hexanol	104-76-7				
2-Ethylhexanoic acid	149-57-5				
Decanal	112-31-2				
2,4,7,9-Tetramethyl-5-decyn-4,7-diol	126-86-3				
Butylated hydroxytoluene	128-37-0				
1-Dodecanol	112-53-8	Yes			
4-Phenyltoluene	644-08-6	Yes			

*"Yes" response indicates iVOC quantified using toluene as the calibration reference; all other iVOCs quantified using pure standards

VOC Emission Test Results, Continued

VOC Emission Factors and Estimated Indoor Air Concentrations – The 96-hour chamber sample was analyzed for iVOCs, including formaldehyde and acetaldehyde. The emission factors for iVOCs presented in Table 6 were calculated based on the chamber parameters, the exposed area of the test specimen, and the measured 96-hour chamber concentrations corrected for any chamber background concentrations. The emission factors were used to predict the indoor air concentrations of iVOCs for the modeling scenario(s) applicable to this test, as shown in Table 3. See Equations for calculation methods.

Table 6. Measured chamber concentrations at 96 hours, calculated emission factors, and estimated indoor air concentrations of individual VOCs for the modeling scenarios

Chemical	Chamber Concentration ($\mu\text{g}/\text{m}^3$)	Emission Factor ($\mu\text{g}/\text{m}^2\text{-h}$)	Estimated Indoor Air Concentration ($\mu\text{g}/\text{m}^3$)	
			Classroom	Office
Formaldehyde	1.0	2.2	1.1	3.6
Acetaldehyde	1.8	3.9	1.9	6.3
Vinyl acetate	6.4	13.7	6.8	22.2
Ethyl acetate	2.1	4.5	2.2	7.2
2-Ethyl-1-hexanol	2.1	4.5	2.2	7.3
2-Ethylhexanoic acid	3.9	8.4	4.2	13.6
Decanal	3.1	6.5	3.2	10.6
2,4,7,9-Tetramethyl-5-decyn-4,7-diol	4.0	8.5	4.2	13.8
1-Dodecanol	11.2	24.0	11.9	38.8
4-Phenyltoluene	4.6	9.8	4.9	15.9
Butylated hydroxytoluene	21.2	45.5	22.5	73.6

VOC Emission Test Results, Continued

Quality Measurements – Chamber samples collected at 24, 48, and 96 hours were analyzed for total VOCs (TVOC). Because the TVOC response per unit mass of a chemical is highly dependent upon the specific mixture of iVOCs, the measurement of TVOC is semi-quantitative. TVOC is primarily used as a quality measure to determine if the VOC emissions from a product remain relatively constant or generally decline over the test period. Some programs may require reporting of predicted indoor air TVOC concentrations or concentration ranges in mg/m^3 . TVOC emission factors and predicted TVOC concentrations are shown in Table 7. Additionally, aldehyde samples collected at 24, 48, and 96 hours were analyzed for formaldehyde as another quality measure. Formaldehyde emission factors are listed in Table 8. Product claims related to formaldehyde content may, in part, be based on these formaldehyde emission factors.

Table 7. TVOC chamber concentrations at 24, 48, and 96 hours with corresponding emission factors and predicted indoor air concentrations (mg/m^3)



Elapsed Time (h)	Chamber Concentration ($\mu\text{g}/\text{m}^3$)	Emission Factor ($\mu\text{g}/\text{m}^2\text{-h}$)	Estimated Indoor Air Concentration (mg/m^3)	
			Classroom	Office
24	51	109	0.054	0.176
48	49	104	0.052	0.168
96	49	104	0.052	0.168

Table 8. Formaldehyde chamber concentrations at 24, 48, and 96 hours with corresponding emission factors

Elapsed Time (h)	Chamber Concentration ($\mu\text{g}/\text{m}^3$)	Emission Factor ($\mu\text{g}/\text{m}^2\text{-h}$)
24	1.2	2.5
48	1.2	2.5
96	1.0	2.2

Photographs of Tested Product Specimen

Photo Documentation – The product sample specimen is photographed immediately following specimen preparation and prior to initiating the conditioning period. Typically, the top and bottom faces of the specimen are photographed. Bottom faces may show a stainless-steel plate or other substrate if prescribed by the standard.



Definitions, Equations, and Comments

Table 9. Definitions of parameters

Parameter/Value	Definition
CARB TAC	Toxic Air Contaminant (TAC) on the California Air Resources Board list, with the toxic category indicated
CAS No.	Chemical Abstract Service registry number, providing a unique chemical ID
Chamber Concentration	Measured chamber VOC concentration at time point minus any analytical blank or background concentration for the empty chamber measured prior to the test. The lower limit of quantitation (LQ) or reporting limit for individual VOCs is 2 µg/m ³ unless otherwise noted
Indoor Air Concentration	Estimated indoor air concentration in a standard modeled environment calculated from the emission factors from test results and the modeling parameters in Table 3 using the equations given below
CREL	Chronic non-cancer Reference Exposure Level established by Cal/EPA OEHHA (http://www.OEHHA.ca.gov/air/allrels.html)
Emission Factor	Mass of compound emitted per unit area per hour (calculation shown below). Reporting limits for emission factors are established by the LQ or the reporting limit for the chamber concentration and specimen area tested
Formaldehyde & acetaldehyde	Volatile aldehydes quantified by HPLC following ASTM Standard Method D5197. LQs for formaldehyde and acetaldehyde are 0.7 µg/m ³ and 0.7 µg/m ³ , respectively
Individual VOCs	Quantified by thermal desorption GC/MS following EPA Method TO-17. Compounds are quantified using multi-point calibrations prepared with pure chemicals unless otherwise indicated. VOCs with chronic RELs are listed first, followed by other TAC and Prop. 65 compounds. Additional abundant VOCs at or above the reporting limit of 2 µg/m ³ are listed last
LQ	Indicates calculated value is below its lower limit of quantitation
Prop 65 list	“Yes” indicates the compound is a chemical known to cause cancer or reproductive toxicity according to the California Safe Drinking Water Toxic Enforcement Act of 1986 (Proposition 65)
TVOC	Total Volatile Organic Compounds eluting over a retention time range bounded by n-pentane and n-heptadecane and quantified by GC/MS TIC method using toluene as the calibration reference. The LQ for TVOC is 20 µg/m ³
“na”	Not applicable
“<”	Less than value established by LQ

Equations Used in Calculations – An emission factor (EF) in µg/m²-h for a chemical in a chamber test of a building product sample is calculated using Equation 1:

$$EF = (Q_c (C - C_o)) / A_s \quad (1)$$

where Q_c is the chamber inlet air flow rate (m³/h), C is the VOC chamber concentration (µg/m³), C_o is the corresponding chamber background VOC concentration (µg/m³), and A_s is the tested specimen exposed area (m²).

Definitions, Equations, and Comments, Continued

The indoor air concentration (C_B) for the modeled space in $\mu\text{g}/\text{m}^3$ is estimated using Equation 2 and the parameters defined in Table 3:

$$C_B = (EF \times A_{P_B}) / Q_B \quad (2)$$

where A_{P_B} is the exposed area of the product in the building (m^2) and Q_B is the outside air flow rate (m^3/h).

Comments: None.

END OF REPORT

BERKELEY ANALYTICAL
815 Harbour Way South, Suite 6
Richmond, CA 94804-3614

Appendix A Analytical Instruments & Operating Parameters

Table A1. Description of analytical instrument components

Component	Description
HPLC	1260 Infinity Quaternary LC, G1314F VW Detector, Agilent
Analytical column	Poroshell 120 EC-C18, Agilent
Column dimensions	2.1 mm x 100 mm
Thermal desorber	Unity / TD100, Markes International, Ltd.
Gas chromatograph	Model 7890A, Agilent
Analytical column	DB-624, J&W Scientific
Column dimensions	1 µm film, 0.18 mm ID, 20 m
Mass spectrometer	Model 5975C MSD, Agilent

Table A2. HPLC operating parameters for the analysis of formaldehyde and acetaldehyde

Parameter	Value
Solvent A	65/35% H ₂ O/Acetonitrile
Solvent B	100% Acetonitrile
Flow rate	0.3 mL/min
End time	11 min
Detector wavelength	360 nm

Table A3. Thermal desorption GC/MS parameters used for the analysis of iVOCs and TVOC

Parameter	Value
Thermal desorption	
Tube desorb temperature	300 °C
Trap temperature	-5 °C
Trap desorb temperature	300 °C
Trap desorb split ratio	10:1
Gas chromatograph	
Initial temperature	40 °C
Initial temperature time	6.0 min
Final temperature	300 °C
Final temperature time	2 min
Mass spectrometer	
Low scan mass, <i>m/z</i>	30 amu
High scan mass, <i>m/z</i>	450 amu
Scan rate	3.42 Hz

BERKELEY ANALYTICAL
815 Harbour Way South, Suite 6
Richmond, CA 94804-3614

Appendix B
Target CREL VOCs and Their Maximum Allowable Concentrations
Copied from CDPH/EHLB/Standard Method Version 1.2, 2017, Table 4-1

No.	Compound Name	CAS No.	Allowable Conc. ($\mu\text{g}/\text{m}^3$)
1	Acetaldehyde	75-07-0	70
2	Benzene	71-43-2	1.5
3	Carbon disulfide	75-15-0	400
4	Carbon tetrachloride	56-23-5	20
5	Chlorobenzene	108-90-7	500
6	Chloroform	67-66-3	150
7	Dichlorobenzene (1,4-)	106-46-7	400
8	Dichloroethylene (1,1)	75-35-4	35
9	Dimethylformamide (N,N-)	68-12-2	40
10	Dioxane (1,4-)	123-91-1	1,500
11	Epichlorohydrin	106-89-8	1.5
12	Ethylbenzene	100-41-4	1,000
13	Ethylene glycol	107-21-1	200
14	Ethylene glycol monoethyl ether	110-80-5	35
15	Ethylene glycol monoethyl ether acetate	111-15-9	150
16	Ethylene glycol monomethyl ether	109-86-4	30
17	Ethylene glycol monomethyl ether acetate	110-49-6	45
18	Formaldehyde	50-00-0	9*
19	Hexane (n-)	110-54-3	3,500
20	Isophorone	78-59-1	1,000
21	Isopropanol	67-63-0	3,500
22	Methyl chloroform	71-55-6	500
23	Methylene chloride	75-09-2	200
24	Methyl t-butyl ether	1634-04-4	4,000
25	Naphthalene	91-20-3	4.5
26	Phenol	108-95-2	100
27	Propylene glycol monomethyl ether	107-98-2	3,500
28	Styrene	100-42-5	450
29	Tetrachloroethylene	127-18-4	17.5
30	Toluene	108-88-3	150
31	Trichloroethylene	79-01-6	300
32	Vinyl acetate	108-05-4	100
33-35	Xylenes, technical mixture (m-, o-, and p- xylene combined)	108-38-3, 95-47-6, 106-42-3	350

*All maximum allowable concentrations are one-half the corresponding CREL adopted by Cal/EPA OEHHA with the exception of formaldehyde for which the full CREL of 9 $\mu\text{g}/\text{m}^3$ is allowed.

Ship to: 815 Harbour Way South, Unit 6, Richmond, CA 94804
(Ph) 510-236-2325, (Fx) 510-236-2335
info@berkeleyanalytical.com

Customer Information *

Company: Chatfield Clarke
Street Address: 14614 Valley Blvd
City/State/Zip(postal code): Fontana CA 92335
Country: USA
Contact Name & Title (for reporting): Grant Wills - Sales & Production
Contact Phone/Fax Numbers: 916-524-1314
Contact Email Address: grant.wills@chatfieldclarke.com
Financially Responsible Co. (if different):

Manufacturer Information (if different from customer)

Company:
City/State/Country:
Contact Name/Title:
Phone Number/Email Address:

Sample Details

Product Commercial Name*: Tackable Wall Panel
Product Commercial Part No. (if not part of name)*:
Manufacturer Sample Tracking ID:
Date Manufactured*: 12/9/2025
Product Category & Use*: Interior wall panel that is tackable
Sample Construction Material*: vtb on BP Smartcore, long edges wrapped
Plant Name & Location*: Chatfield Clarke - 14614 Valley Blvd Fontana CA 92335
Collection Location within Plant: *Manufacturing warehouse*
Date & Time Collected*: 12/9/2025 - 8:00am
Number of Sample Pieces*: 4 Photo(s) of Collection Location: See Pg.
Sample Collected by*: Grant Wills
Phone/Fax Numbers*: 916-524-1314
E-mail Address*: grant.wills@chatfieldclarke.com

Shipping Details*

Packed & Shipped By: 12/9/2025
Shipping Date: 12/9/2025
Carrier/Airbill Number: *127435010371031544 VPS*

Sample Handling

Relinquished By*	Received By*	Signature*	Date*	Company*
	<i>Stone Silva</i>	<i>Stone Silva</i>	<i>12/11/25</i>	<i>BKA</i>

Chain of Custody for Building Product/ Material VOC Emission Test

A Separate COC must be completed for EACH product/material sample

A link to Berkeley Analytical's Services Agreement is included in this workbook. By submitting samples, customer acknowledges and accepts these terms & conditions unless a prior written contract is in effect.

Berkeley Analytical Quotation Number:
Purchase Order (enter company & number):

Requested Test (automatically filled from BldgProdWorksheet Selections)

Test to be performed * CDPH Std. Method V1.2
Modeling scenario Office, Classroom, and SF Residence
Test schedule (screening tests only)
Target chemicals & chemical groups (screening)
CARB ATCM test, schedule
Test results application(s)

For Berkeley Analytical Use:

Report ID RPT68
Billing Reference

Customer Instructions for Sample Prep., Test Type, schedule, etc. (filled from BldProdWorksheet)

For Single Family Residence, our application would be a bulliten board in a dorm room.

Customer Request for Laboratory Certificate of Compliance

Indicate if you are ordering a Laboratory Certificate of Compliance:
Laboratory certificates are available for the compliance test(s) listed on the BldgProdWorksheet. Berkeley Analytical's laboratory test results and associated certificates are specific to the tested item. Claims made by the customer regarding the broader representativeness of the test results and certificate are the sole responsibility of the customer.

Customer Authorizes Laboratory to Submit Copies of Test Report to:

Contact/Email Address: grant.wills@chatfieldclarke.com
Organization: Chatfield Clarke
Contact/E-mail Address:
Organization:

For Berkeley Analytical Use Only

Condition of Shipping Package: *OK*
Condition of Sample: *OK*
Lab Tracking Number: *314-003-01A*

Asterisk (*) See Notes Tab